


# Poppy fields




Remembrance



60 mins



Jump straight in



## What you'll need

- Paper
- Paint – red, black and green
- Cocktail sticks or thin paintbrushes
- Plates to squeeze paint on
- Remembrance stories available at [girlguiding.org.uk/remembrance](http://girlguiding.org.uk/remembrance)
- Table or floor coverings (optional)
- Aprons (optional)

## Note to leader

Taking part in Remembrance is a personal choice.

This activity can get messy, so make sure girls wear clothes they don't mind getting dirty. Protect the floor with newspaper or old sheets. In step 4 choose a selection of the individual accounts to read out.

Check for any allergies before the activity.

## Aim of activity

Every year, people join together in Remembrance. Try out this colourful craft to understand it more.

## What you'll get out of it

- Explore why we remember.
- Discover what Remembrance is.
- Create Remembrance artwork.





## Stay safe!



Be careful with your cocktail sticks. Don't point the cocktail stick at anyone else, and don't put it near your face or eyes. Return them to your leader at the end of the session.

Girlguiding and The Royal British Legion are proud to be working together to support the Armed Forces community and help girls explore the importance of Remembrance.

If you want to find out more about Remembrance visit The Royal British Legion's website at [rbl.org.uk/teachingremembrance](http://rbl.org.uk/teachingremembrance)

## What to do

**1** Put your hand up if you remember what you did this morning. How about at your last Rainbows meeting? What about 75 days ago? Why is it easier to remember some things from the past more than others?

One way to remember things is by regularly thinking about them or being taught about what happened several times. At school, you might learn about Kings and Queens, and I bet you can tell me lots about them. We have to actively do and talk about things to remember important parts of our past.

**2** On the 11 November many people take part in Remembrance Day. On the second Sunday of November, people also take part in Remembrance Sunday.


Have you heard of it before or ever done anything for it? Maybe it was taking part in a two-minute silence or being part of a parade. Why might people want to take part in Remembrance?

We take part in Remembrance to **thank** the people who've **protected** our communities and country, both in the past and now.

**3** Everyone grab a piece of paper and find a painting space. Can you think of an image or picture that you see every year around Remembrance Day?

Poppies became the symbol of Remembrance after World War I. They could be found growing on the fields across France and Belgium during the war and even appear in the famous poem *In Flanders Fields* written during World War I.

**4** The poppy is used as a symbol to help remember those that helped our communities and country. Your leader will read out some stories of people we think about on Remembrance Day. People who have helped us in the past and now. What do you think about what these people did? Share your thoughts.



**5** Using your fingers, you're going to make your own poppy field that you can showcase on Remembrance day. Dip one of your thumbs into the red paint. On your paper do two thumb prints, one below each other.

Use your little finger to add a black dot in the middle of your two thumb prints – this is the middle of your poppy.

When it's dry, paint a green stem on your poppy using a cocktail stick or thin paintbrush. Create as many poppies as you want all over your page – use the picture on the front to help you.

**6** Whilst you're painting, think about how else you could take part in Remembrance this year. Perhaps you could tell somebody else about why it's important. You could show them your painting or write a poem or song about it. Is your school, unit or family doing something?

**7** When your paintings are all done and dry, find a community space (like your unit space or school or even your window at home) to hang them so everyone can see.

## Take it further

Tell your family, friends or carers what you've discovered about Remembrance today.